



Manorama Industries Limited

Investor Presentation – April 2021





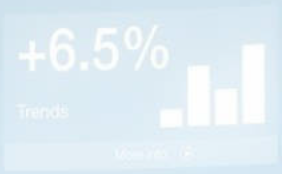

Safe Harbor



This presentation and the accompanying slides (the “Presentation”), which have been prepared by **Manorama Industries Limited (the “Company”)**, have been prepared solely for information purposes and do not constitute any offer, recommendation or invitation to purchase or subscribe for any securities, and shall not form the basis or be relied on in connection with any contract or binding commitment whatsoever. No offering of securities of the Company will be made except by means of a statutory offering document containing detailed information about the Company.

This Presentation has been prepared by the Company based on information and data which the Company considers reliable, but the Company makes no representation or warranty, express or implied, whatsoever, and no reliance shall be placed on, the truth, accuracy, completeness, fairness and reasonableness of the contents of this Presentation. This Presentation may not be all inclusive and may not contain all of the information that you may consider material. Any liability in respect of the contents of, or any omission from, this Presentation is expressly excluded.

Certain matters discussed in this Presentation may contain statements regarding the Company’s market opportunity and business prospects that are individually and collectively forward-looking statements. Such forward-looking statements are not guarantees of future performance and are subject to known and unknown risks, uncertainties and assumptions that are difficult to predict. These risks and uncertainties include, but are not limited to, the performance of the Indian economy and of the economies of various international markets, the performance of the industry in India and world-wide, competition, the company’s ability to successfully implement its strategy, the Company’s future levels of growth and expansion, technological implementation, changes and advancements, changes in revenue, income or cash flows, the Company’s market preferences and its exposure to market risks, as well as other risks. The Company’s actual results, levels of activity, performance or achievements could differ materially and adversely from results expressed in or implied by this Presentation. The Company assumes no obligation to update any forward-looking information contained in this Presentation. Any forward-looking statements and projections made by third parties included in this Presentation are not adopted by the Company and the Company is not responsible for such third party statements and projections.



CTMX	0.45	▲	+0.45
FTR	-0.23	▼	-2.34%
CSCO	-1.01	▼	-1.89%
CHK	0.02	▲	+0.2%
AAPL	+2.53		
PRTG	-0.1		
AMZN			
TSLA			
AVGO	37		
SIRI	-0.65		

Company Overview

About Us



Since its incorporation 16 years ago in 2005,

started with extracting butter and fats from Sal seeds and Mango kernel and gradually forayed into exotic products, specialty fats and Cocoa Butter Equivalent (CBE).



A global pioneer in the manufacturing of ***Specialty Fats and Butter from Tree-Borne and Plant-Based Seeds***

The World's exclusive producer of Mango based Cocoa Butter Equivalent (CBE), Sal Based CBE, Shea-based CBE and Mango, Sal, Shea based Specialty fats and butter

Recipient of multiple National and awards from Govt and other organisations

for its successful and unique business model, innovation its role in empowering communities and its contribution to nation building

Accredited with ***various certifications, Recognized by Govt*** as a 'Star Export House' and is a member of FIEO, CII, SEDEX, APEDA, UNGC, SHEFEXIL, RSPO, IGBC, IOPEPC, SEA and others.

Enjoys undisputed leadership as a key supplier to the ***World's Leading Fortune Companies in Food, Chocolate, Confectionery and Cosmetic Industries***



Our Key Milestones



Incorporated
in 2005

Our business model enables us to
buy from the poor and sell it to the
rich.

- Award for CSR & Fair Trade at Glob fats / butter India 2017
- MOU with Chhattisgarh Government for setting up Industry

Secured 'Highest Processors & Exporters
of Sal seed & Mango Kernel' Award for
the past many consecutive years

- Signed major contracts with the
worlds largest chocolate and
cosmetic companies
- Got listed on BSE SME Index via
Initial Public Offering in 2018

- Received the GoI Department of
Scientific & Industrial Research
certificate approved in 2020
- Commenced new Plant at Birkoni

MIL has directly/indirectly employed Millions
of Tribal / forest dwellers in India & West
Africa for Procurement of raw materials.

The unique business model of
Manorama Industries Limited is the
truest, finest example of serving
under **"AATMANIRBHAR BHARAT"**.

Enjoys undisputed leadership as a
key supplier to the World's Leading
Fortune Companies in Food,
Chocolate, Confectionery and
Cosmetic Industries



Experienced Board of Directors



Vinita Saraf

Chairperson and Managing Director

Experience : 20 Years

Background : She has completed her bachelor's degree in commerce from Mount Camel Girls College, Bangalore. Her journey has been marked by ambitious and entrepreneur vision coupled with great vigour and hard work



Jose V Joseph

Independent Director

Experience : 40 Years

Background: He retired as the Executive Vice President from The Federal Bank and he has very vast experience to incorporate, SME and Retail banking in India and Middle East. His presence and independent advice always help to approach strong financial strategic planning and good corporate governance.



Kedarnath Agarwal

Executive Director

Experience : 46 Years

Background: He is Law Graduate from Kolkata University in 1963. Vast experience of working in the food industry, worked with the Flour and Oil Mills for twenty years during which he served in various capacity inputs processing, quality control and marketing and Company law and legal divisions.



Nipun Sumanlal Mehta

Independent Director

Experience : 36 Years

Background: A CA by qualification. He is an expert in Financial Markets and has entrepreneurial and corporate experience in Private Banking, Capital Markets & Wealth Management having worked in the past with both domestic & Global Financial Institutions in leadership positions. He was awarded as the 'Outstanding Young Private Banker' by Private Banker International, Singapore.



Shrey Saraf

Executive Director

Experience : 6 Years

Background: A BBA in Business and Management from University of Exeter, UK. His presence in the Company and his dynamic young energy strengthens the process of Marketing, Customer and Business Development.



Dr. Neeta Kanwar

Independent Director

Experience : 29 Years

Background: She is MBBS and MS obstetrics and gynaecology. Renowned Doctor in Raipur and having vast experience in Medical, Environment, Green and Plantations. Her presence in the co. maintain good hygienic environment and improves safety standards of the employees. Further her insight experience helps the co. in developing new product lines for healthcare centre.



Gautam Kumar Pal

Executive Director

Experience : 21 Years

Background: He holds Doctorate in Management from National Inst. of Mgmt. , (Mah.), studied Production and MBA in Prod. and Markt. from Amity University UP and also is B. Tech in Chemical. The Birkonji Plant is headed by him who has very vast experience in Specialty Oil and Fats / Butters Manufacturing and Quality Control



Ashish Bakliwal

Independent Director

Experience : 10 Years

Background: He is practicing CA. Experienced in the field of Enterprise Risk Mgmt., Internal Control Mgmt., Auditing and Assurance services. Presence ensures the integrity of financial system, improve internal financial control and his expert independent advice always help to set best accounting principles.

Experienced Management Team



Ashish Saraf - President



A B.Com. He has over 32 years of experience in managing the business and has a Rich Experience in business

CA Ashok Jain - CFO



A Chartered Accountancy by profession. He has vast experience of more than 10 years in senior Management of the Company.

Ajay Sharma - VP - Commercial



A MBA in Finance and marketing. He has an experience of 27 years in procurement of raw material from the domestic as well as foreign forests (Networking – RM Procurement)

Dr. Krishnadath Bhaggan VP - R&D in product development



Experience in R&D and Innovation for 21 yrs.+ He is an inventor / co-inventor of multiple patents and author / co-author of many publications in the oils and fats area.

Chandan Gupta - Associate VP - Sales



He is MBA in Operation Research and MTech & BE (Hons.). He has an experience of more than 10 years in managing the domestic as well as international sales (adding new customer base)

Shrey Saraf -Executive Director



A BBA in Business and Management from University of Exeter, UK. His presence in the Company and his dynamic young energy strengthens the process of Marketing & Customer, Business Development.

Deep Saraf - VP – BD



Part of co. since commencement. Currently responsible for leading and managing the co.'s. Birkoni plant. His long association and experience also create focus for the Company in the direction of Business Development.

CS Divya Jajoo - CS & Compliance



She performed magnificently in Initial Public Offer (IPO) of the company. She is designated key managerial personal and handled all the Compliances for the Company.

Raj Shekhar -VP – Technical



A Science Graduate, MBA in Production Management and Diploma holder in computer applications. He has very vast experience of 30 years in Oil Industry.

Gautam Das – General Manager




A MBA in Human Resource, having experience in Human Resources, Industrial Relations and Admin, he is a Dynamic Professional with a proven track record of management skills, innovative and result oriented.

Our Vision and Mission



Mission

- ***Customer delight*** is our highest priority
- ***Upliftment*** of livelihood of tribal people
- ***On time delivery*** with high-quality products at the best price
- Following socially and ecologically ***sustainable models of business***
- Maintain our ***Credibility, Respect, Integrity and Honor*** by fulfilling our commitments



Vision

- ***Acquire and maintain leadership position*** in chosen areas of business by innovating and co-developing products for different applications for various segments using continues Research & Developments.
- Continuously ***create new opportunities for growth***
- Produce handsome rewards, Enrichment and opportunities for growth to ***our stakeholders and community in which we operate.***
- To uplift the health, sanitation and education of tribal people through CSR.
- ***One Stop Shop from collection of TBOs*** with the help of tribal people, processing, manufacturing of CBEs and Specialty Butters to use in end products.

Global Certifications



Manorama Industries' quest for quality has earned it a spectrum of prestigious certifications



ISO 16128
Organic Cosmetic Products





Our Commitment to UN Global Compact

Committed to UN Sustainable Development Goals



Over the years, developed an extensive supply chain network of
Millions of women tribal and forest-dwellers
.....and have positively impacted the livelihoods



Committed to UN Global Compact

WE SUPPORT



With the signature of the UN Global Compact, Manorama Industries is committed to integrating and promoting several principles relating to human rights, international labor standards and the fight against discrimination.

Awards & Accolades (1/2)



National & International Awards Received by Manorama from Government of India, Ministry of Commerce and Various other National & International Organizations





Recent Awards & Accolades (2/2)



Awarded
**'Highest Processor of Mango
Kernel 2019-20'**



Awarded
**'Highest Exporter of Mango
Kernel oil (Fats) 2019-20'**



Awarded
**'Highest Processor of Salseed
2019-20'**



**Awarded 'Highest Exporter of Mango
Kernel oil (Fats) 2019-20'**

Consecutively from many years MIL has meritoriously conferred 4 (four) awards at the AGM organized by **The Solvent Extractors' Association of India on October 8th, 2020.**



Our Business Model

Weaving a Revolution - Wealth Out of Waste



"We source from poor and sell to rich"

Waste to Wealth



- Forest / Plant grown seeds, mango kernels are major raw materials
- Partnering with marginalized Tribal Community for Raw Material Supply Chain
- Generating Foreign exchange for the nation by exporting the manufactured products across the globe.

From Forests to premium Brands



- Collecting raw materials primarily exotic seeds from the forest
- Converting these into the final products in the form of CBE, Fractionated Fats and Butter sold to Global Brands in Chocolate, Confectionery, food and Cosmetic Industries.

From the Poorest To the Richest



- Procuring Raw Materials from the marginalized tribal located in remote forest areas
- Transforming their lives and helping them sustain themselves economically
- Processing and selling the finished products to the premium, niche Brands across the globe. Thus, linking the poorest to the richest.

Collecting Nature's Gift to Make Natural Products



Our business model is **entirely nature based**, sourcing our entire raw material from forests. **No Risk of non-availability of raw material**. Trees flower every year and seeds are produced. **Available in plenty in India and other Countries**. There is limited concentration risk as products derived from trees are renewable and the **seeds ripen periodically in the Indian summer months**.

The Company sustainably sources tree-borne seeds and plant-based seeds from millions of tribal and forest dwellers, mainly womenfolk across thousands of villages in India, and West Africa directly through multiple collection center's

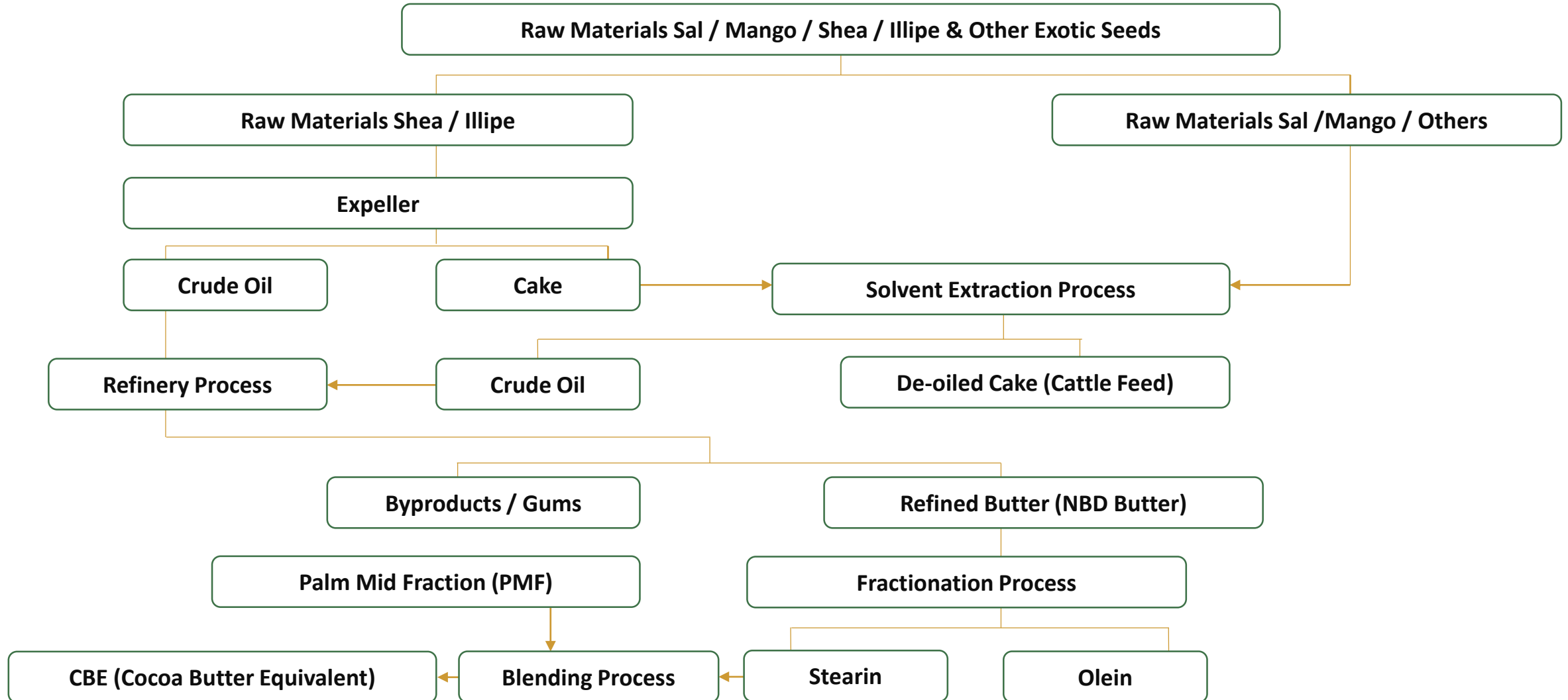


The Cocoa Butter Equivalent (CBE) and Fractionated Fats and Butter supplied by Manorama Industries is **made from the extracts of tree-borne seeds such as Sal, Mango, Kokum, Mahua, Dhupa, Shea and Illipe**.

Our vast supplier network, built over several decades, is **well positioned to supply the required raw material to cater to our increased production requirements**.




Manufacturing Process and Capacities







Enhancing Capacities for an Expanding Business

Favourable plant location provides us an edge in sourcing raw-materials and ensuring adequate supply

 To meet the huge surge in specialty tailor-made fats and CBE demand, ***the company has set up an integrated state of the art manufacturing plant at Birkoni, near Raipur, Chhattisgarh.*** This includes all processes viz Crushing, Extraction, Refining, Fractionation etc.

 The commissioning of the new plant and the resultant capacity expansion ***makes us a leading Indian manufacturer in the global CBE and specialty butter & fats market,*** and will enable the Company to further ramp up its output for the global demand supply gap. The plant is 450 KMs from Visakhapatnam port.

 ***The Company has a distinct sourcing advantage due to its strategic location in the heart of India's forest-region*** and its strong relationship and network with the local tribal communities, who are well-versed with the forest topography



With commencement of new Birkoni Plant, the Company has operational capacities as under:

**Refinery
15,000 MT**

**Fractionation
15,000 MT**

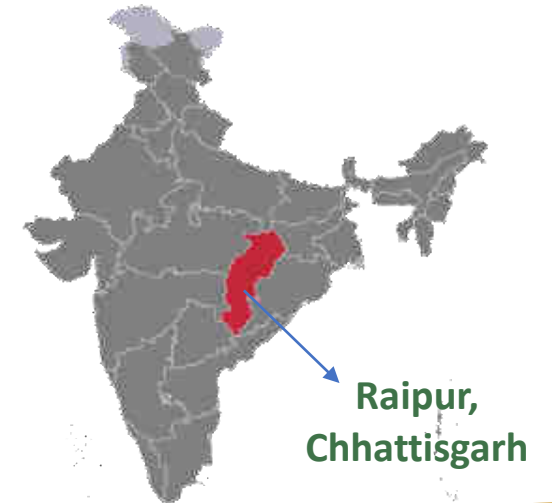
**Interesterification
15,000 MT**

**Deodorization
15,000 MT**

**Packing & Blending
Station – 30,000 MT**

**Seed Milling
60,000 MT**

**Solvent Extraction
Plant* - 90,000 MT**



* Proposed in 2021

Note: Maps not to scale. All data, information, and maps are provided "as is" without warranty or any representation of accuracy, timeliness or completeness

Key Product Components



Shea nuts (Vitellaria paradoxa)

The Shea trees that yield Shea nuts are found mainly in West Africa region. The Shea nut collection season is from September to January. The Ghanaian kernels are considered to be of the best quality due to their consistently lower free fatty-acid levels, higher butter content and lower impurities. The Company procures Shea nuts from bushes in Ghana through a supply channel consisting of social organizations, women's collectives, village markets and local traders.



Sal seeds (Shorea robusta)

Home of the largest Sal forests in the world, Sal seeds are abundantly available in forests in India from May. The Company has a distinct Salseed sourcing advantage due to its strategic location in the heart of India's forest-region and its strong relationship and network with the local tribal communities, who are well-versed with the forest topography. Manorama Industries is uniquely positioned to source its required Sal seeds through its well-entrenched network.



Mango kernel (Mangifera indica)

Mango is a seasonal fruit that is amply available across the country during the Indian summer months from May-July. The Company directly sources Mango kernel through a dedicated supplier network that relies on collections from thousands of villages. Manorama Industries is also exploring avenues to source Mango kernels from pulp industries where Mango seeds are a waste product.



Kokum seeds (Garcinia indica)

The Kokum fruit grows in the evergreen forests of the Western Ghats, the supplies of which the Company secures through local collectors in Raigad, Konkan districts of Maharashtra, and Goa. The Kokum seeds are available from September to December. The Kokum seeds yield Kokum fat after crushing and extraction in a solvent extraction plant and the edible refined butter is used as a component in CBE formulation.



Mowrah seeds (Madhuca longifolia)

The Mowrah seeds are available from May to July, and is the single largest indigenous source of natural soft butter with comparable triglyceride composition as in cocoa butter. Sourced from forest floors in Chhattisgarh and Madhya Pradesh, its fat is a key ingredient in the cosmetics industry and for soap manufacturing. Because of its composition and compatibility with cocoa butter, Mowrah butter is suitable to be used as an ingredient in centre-filled chocolate products.



De-Oiled Cake for Cattle Industry

India is the *world's largest consumer of cattle-feed & largest Milk Producer*

The Company has *Sizeable presence* in the Cattle feed segment

Offering *nutrition & protein meals in animal feed and fatty acids for diverse applications.*

Largest supplier of Cattle feed from the seeds of Sal, Mango and Shea de-oiled cakes to Indian cattle feed industry

De-Oiled Cake is the by-products sold as Cattle Feed.

FY20 Revenue contribution from cattle feed business
Rs. 330 Millions



Our Key Product Portfolio



Shea butter

Shea nuts have 45-52% butter content, high in stearic, oleic-and other essential fatty acids, *which are used in lotions, creams and butter blends. It contains symmetrical triglycerides, which after fractionation gives suitable raw material for cocoa butter equivalent.*

Shea stearin

Is the solid fraction obtained via solvent fractionation of Shea butter and *when blended with palm mid-fraction, it results in a Cocoa Butter Equivalent.*

Shea olein

Is the soft fraction obtained when processing Shea butter to produce Shea stearin. *It is used as a healthy alternative in a variety of applications such as soft confectionery centre filling, chocolate spreads, bake-stable, bakery applications and ice-cream.*

Kokum Butter

It is obtained from kokum seeds. It is specifically used in body lotions, creams and butter blends.

Sal butter

The Sal seeds have 13-14% butter content, high in stearic, oleic acids and other essential fatty acids, *which find utility in lotions, creams and butter blends.*

Sal stearin

Solid fraction obtained via solvent fractionation of Sal butter and *when blended with palm mid-fraction, it results in a Cocoa Butter Equivalent.*

Sal olein

Is the soft fraction obtained when processing Shea butter to produce Shea stearin. *It is used as a healthy alternative in a variety of applications such as soft confectionery centre filling, chocolate spreads, bake-stable bakery applications and ice-cream.*

Mowrah Butter

From its seed kernels, butter is extracted which has a mild, pleasant odor suitable for use in cosmetics and toiletries.

Mango butter

Its fatty acid composition, combined with the unique unsaponifiable matters, *helps to maintain soft and supple skin when applied in cream and lotion formulations*

Mango stearin

It is obtained via solvent fractionation or dry fractionation of Mango butter, and its composition and physical characteristics are comparable to those of Sal stearin.

Mango olein

Is the liquid fraction obtained from the production of Mango stearin and has a wide application in the cosmetics industry. *It is used in formulation which aid in moisturizing, healing dry and cracked skin and facilitates skin-cell renewal.*



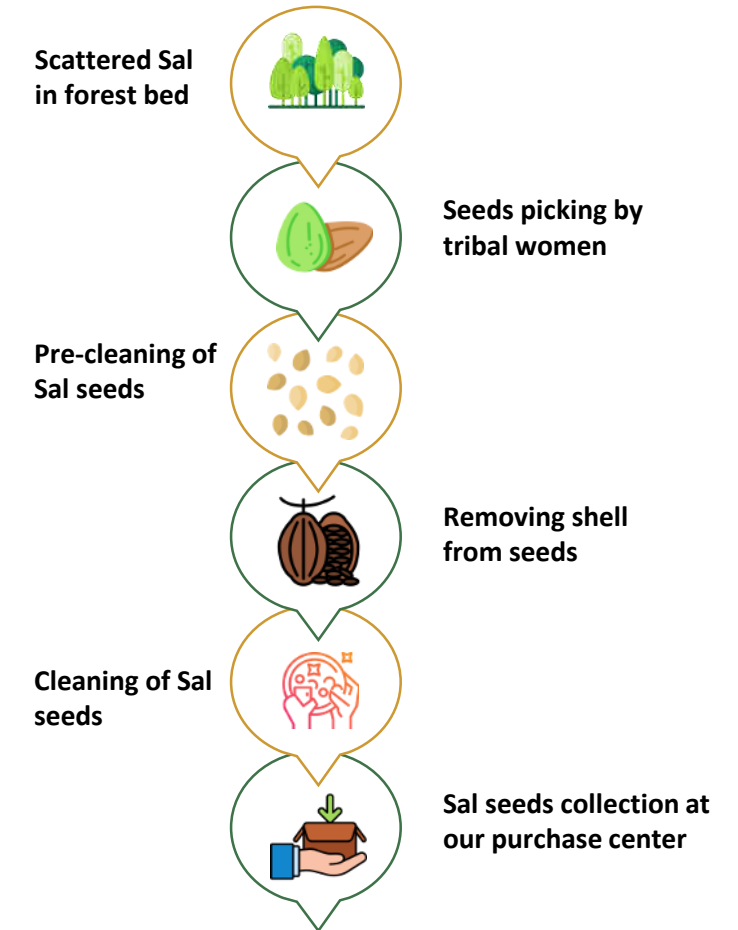
Supply Chain Network



Manorama Supply Network in West - Africa



Sal seed Collection Process in India



World's Leading Brands are Our Customers



The Company derives major revenue from the chocolate and confectionery industry, with a significant portion of the balance revenues coming from the cosmetics industry



Food & Confectionery

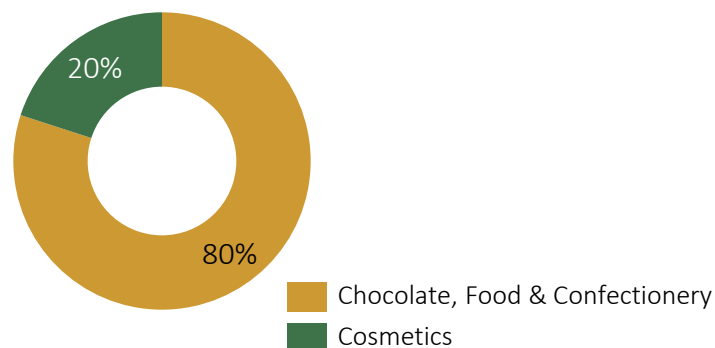


Chocolate



Cosmetics

FY20 - Average Revenue Breakup



The Brand Names mentioned are the property of their respective owners and are used here for identification purposes only



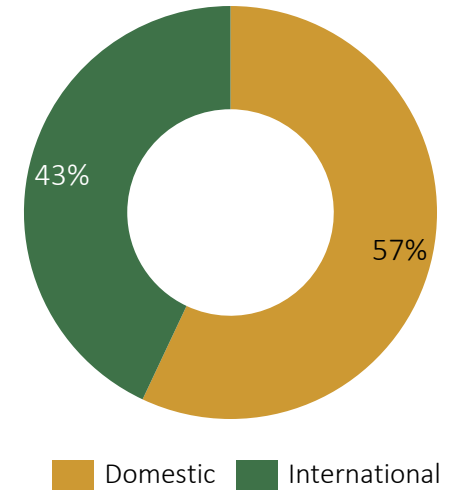
Geographical Footprint

Trusted manufacturer of food, chocolate, confectionary and cosmetics ingredients industry having customer base spanning across the globe



The Company is Recognized by GoI as a 'Star Export House'

FY20 – Average Revenue Breakup



The Company enjoys a global leadership position in the manufacturing and exporting of its products

Client Testimonials



Meet the Women of Manorama – Article Published on *The Body Shop Website*



MEET THE WOMEN OF MANORAMA

Our bestselling Mango Body Butter is enriched with the goodness of Mango Seed Oil from India. Our Community Trade Mango Seed Oil is sustainably sourced from Manorama Industries in Chattisgarh, India. We began working with the local women's cooperatives there in 2017. They hand-collect the mangoes from the forest floor, hand-peel the flesh and crack the seeds. They then send them to a production facility to extract their nourishing oil. Manorama Industries give the cooperatives training on harvesting methods, helping protect India's mango trees while providing a sustainable source of income. During harvesting season, these women carry an incredible 10-20kg of fruit every day.

[Link – Click Here](#)



Industry Overview

Indian consumption of chocolate was **~228,000 tons in 2016.**

In May 2017, **FSSAI allowed the use of 5% CBEs in chocolates from January 1st, 2018.** With the positive change in the standards of chocolates, the CBE demand is estimated to grow substantially.

India is one of the most important CBE markets with a likely consumption of ~8,000 tons per annum in 2018 & projected go up to ~20,000 tons by 2022.




Global Industry Landscape



Japan, Russia and other countries of the world **Permit the use of CBE & vegetable fat other than cocoa butter more than 10%**



If the same more than 10% is allowed in India, it will open up vast broader area of employment and benefit for Manorama & Millions of Tribal of India.



Innovation & Research

Product Portfolio - MILCOA® Range & Spread Fats



Through extensive customized solution provider and with co-development approach with customers and in-house research, Manorama Industries Limited has developed a number of customized products:

Milcoa® ES70, Milcoa® ES70S, Milcoa® ES70M, Milcoa® ES70HT (Cocoa Butter Equivalents, CBEs)

Milcoa® ES range consists of Cocoa Butter Equivalent (CBEs), *with degree of hardness that matches standard cocoa butter quality and is fully miscible and compatible with cocoa butter.*

Milcoa® IS1016, Milcoa® IS1024, Milcoa® IS1032 (Cocoa Butter Improvers, CBIs)

These are harder Cocoa Butter Alternatives (CBAs), which can improve cocoa butter by increasing the hardness and enabling easy processing. *It gives the final chocolate a better taste, texture, eating sensation and reduces cost.*

Milcospread 03, Milcospread 30, Milcospread 33, Milcospread 40 (Chocolates / Hazelnut spread fats)

Milcospread is our premium brand for chocolate and hazelnut spreads.

Depending on the required texture, these fats can also be applied in center-filled chocolate products.

Milcoa ES1017, Milcoa ES1021 (Cocoa butter optimizers)

These are softer fats ideal for optimizing a chocolate system, which uses cocoa butter and milk fat, by eventually replacing both. This optimization is realized by varying the fat system to balance the flavor and texture of the chocolate.




These premium products go into the making of world's finest chocolate and confectionery brands.

Excellence Through Innovation & Research, But Naturally!



Milcoa® Innovation & Research Center, a high standard research laboratory equipped with cutting-edge technologies



Collaborates closely with customers' R&D teams



Develop creative innovative solutions to use its CBEs, CBIs and other offerings.



Constantly exploring new insights, new raw materials and new technologies



Lead by
Dr. Krishnadath Bhaggan -
25 years of global
experience in
the industry, contribution
to multiple patents in his
name.

Joined elite club of ***select companies*** after receiving Government of India's Department of Scientific & Industrial Research (DSIR) certificate for Manorama's MILCOA Research & Development Centre

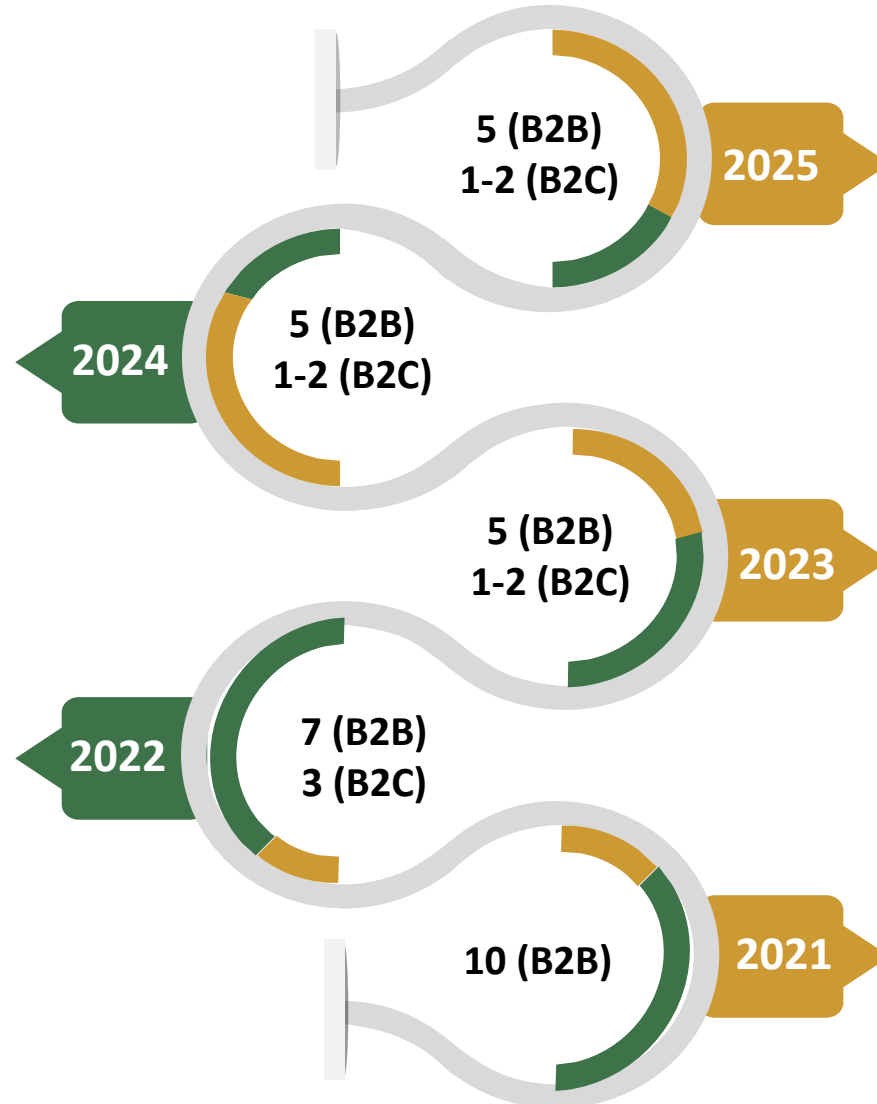


R&D, Innovation & QA/QC Capabilities

Building on its core competencies in the food and cosmetics segments, the Company is developing new products for segments like spreads



The Company's strategy is to develop products for the health sector in future.




New Products for :
Confectionery, Bakery, Culinary and non-food, Health drink, Personal care

Under Development (B2B)

- Thermo-tolerant Cocoa Butter Equivalent
- Thermo-stable Chocolate/Hazelnut Spread Fat
- Cocoa Butter Replacers
- Aeratable Confectionery Filling Fats
- Cocoa Butter Substitute – Reduced SAFA
- Organic Glycerin, Sal Tanin Concentrate

Under Development (B2C)

- Thermo-tolerant Chocolate Spread
- Chocolate-filled Bakery/Biscuit Products
- Chocolate Tablets
- Filled-wafer Products



All financial information is disclosed in the Main Market - UK listed companies by equity market value

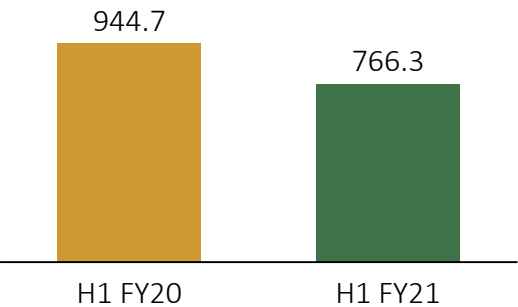


H1 FY21 - Financial Highlights

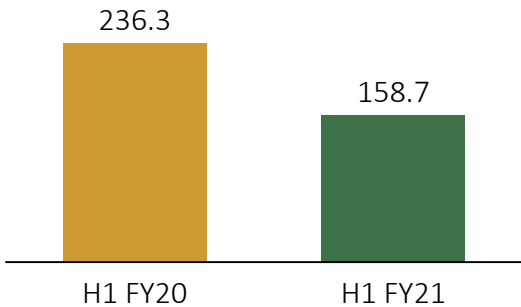


H1 FY21 – Financial Highlights

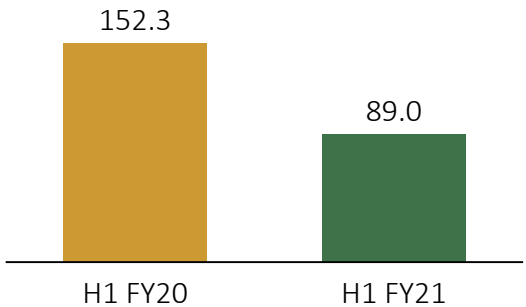
Revenue* (Rs. In Mn)



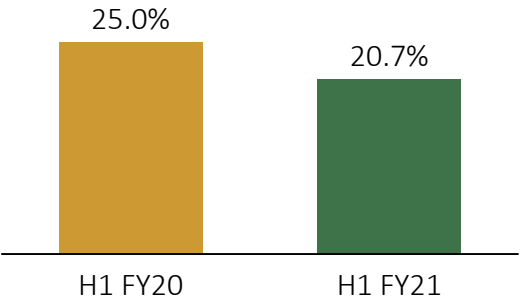
EBITDA* (Rs. In Mn)



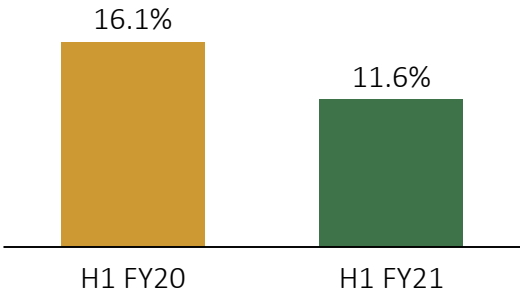
Profit after Tax *(Rs. In Mn)



EBITDA Margins (%)



PAT Margins (%)



*Note: Performance is not comparable with same period last year; and H1FY21 performance was impacted due to Covid induced disruption and nationwide lockdown

H1 FY21 – Profit & Loss Account




Profit and Loss (in Rs. Mn)	H1FY21	H1FY20	YoY
Revenue from Operations (Net of Excise)	766.3	944.7	-19%
Raw Material	413.0	415.0	
Gross Profit	353.3	529.7	-33%
Gross Profit Margin	46.10%	56.07%	
Employee Cost	34.2	28.9	
Other Expenses	160.4	264.5	
EBITDA	158.7	236.3	-33%
EBITDA Margin	20.71%	25.01%	
Depreciation	37.9	16.4	
Other Income	21.7	25.3	
EBIT	142.5	245.2	-42%
EBIT Margin	18.60%	25.96%	
Finance Cost	57.0	38.2	
Exceptional Item Gain / (Loss)	0.0	0.0	
Share in Profit/(loss) in JV and Associates	0.0	0.0	
Prior Period Items	(39.6)	0.0	
Profit before Tax	125.1	207.0	-40%
Tax	36.1	54.7	
PAT	89.0	152.3	-42%
PAT Margin %	11.61%	16.12%	
Other Comprehensive Income	0.0	0.0	
Total Comprehensive Income	89.0	152.3	-42%
EPS	8.0	13.7	
Cash Pat	126.9	168.7	-25%

H1 FY21 – Balance Sheet Statement



Equity & Liabilities (in Rs. Mn)	30-09-20	31-03-20
Total Equity	1,361.7	1,272.6
Share Capital	111.3	111.3
Reserves & Surplus	1250.4	1161.3
Non Controlling Interest	0.0	0.0
Non-Current Liabilities	24.0	9.3
Financial Liabilities		
(i) Borrowings	3.6	5.0
Lease Liabilities	0.0	0.0
Other Financial Liabilities	0.0	0.0
Provisions	2.4	2.4
Other Non Current Liabilities	0.0	0.0
Deferred Tax Liabilities	18.0	1.9
Current Liabilities	1,515.6	1,494.5
Financial Liabilities		
(i) Borrowings	1,139.3	1,185.2
Lease Liabilities	0.0	0.0
(ii) Trade Payables	260.0	217.9
Other Financial Liabilities	37.6	0.0
Other Current Liabilities	78.7	32.0
Income Tax Liabilities	0.0	57.4
Liabilities associated with assets classified as held for sale	0.0	0.0
Provisions	0.0	0.0
Total Equity & Liabilities	2,901.3	2,774.4

Assets (in Rs. Mn)	30-09-20	31-03-20
Non - Current Assets	697.1	626.0
Property Plant & Equipment's	571.6	513.8
CWIP	0.0	0.0
Right-of-Use Assets	0.0	0.0
Goodwill	0.0	0.0
Other Intangible Assets	0.0	0.0
Intangible assets under development	0.0	0.0
Investment in a joint venture	0.0	0.0
Financial Assets		
i. Investments	0.0	0.0
ii. Loans	10.2	10.8
iii. Other Financial Assets	115.3	0.0
Deferred Tax Assets	0.0	0.0
Income Tax Assets	0.0	0.0
Other Non Current Assets	0.0	101.4
Current Assets	2,204.2	2,148.4
Inventories	1,409.0	1,500.5
Financial Assets		
(i) Trade Receivables	263.8	162.6
(ii) Investments	0.0	0.0
(iii) Cash	0.0	0.0
(iv) Bank	374.6	363.7
(v) Loan	65.7	18.8
(vi) Other financial assets	0.0	0.0
Income Tax Assets	0.0	0.0
Asset classified as held for sale	0.0	0.0
Other Current Assets	91.1	102.8
Total Assets	2,901.3	2,774.4

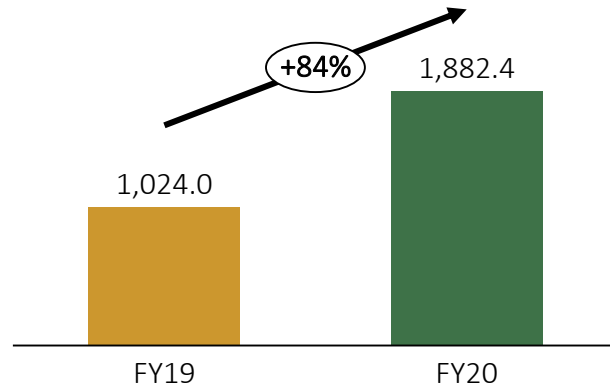


Historical Financial Highlights

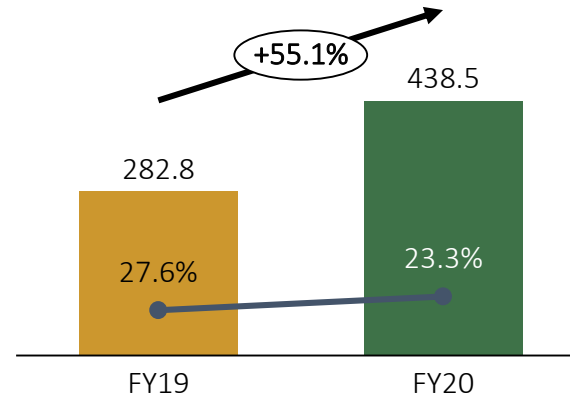


Financial Highlights

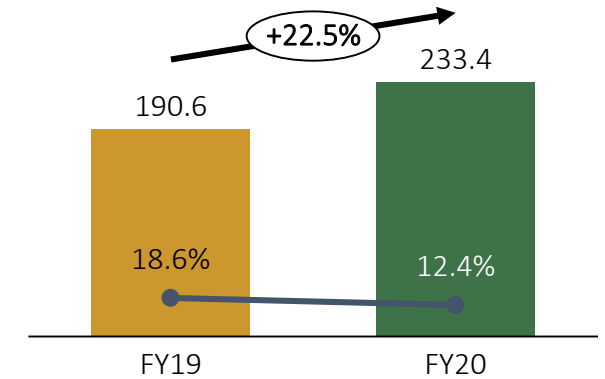
Revenue (Rs. In Mn)



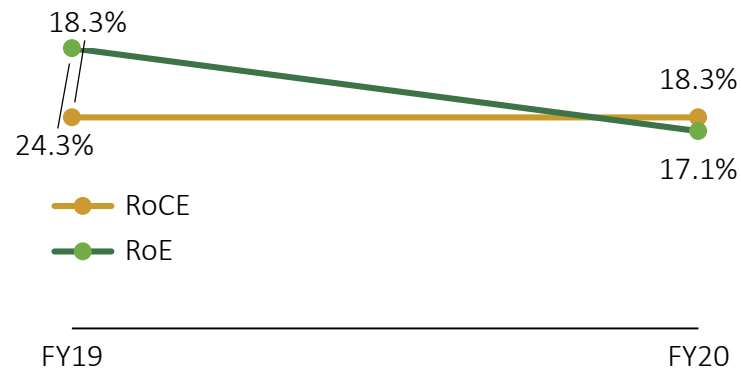
EBITDA (Rs. In Mn & EBITDA Margin (%))



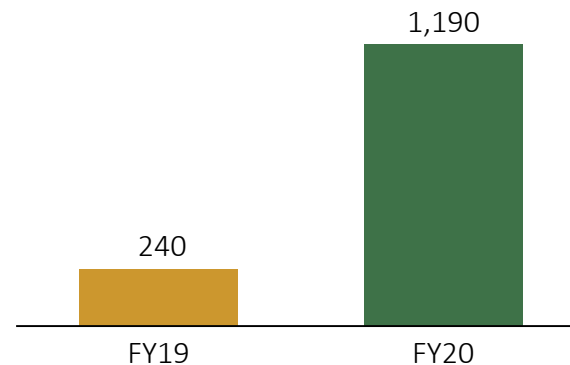
PAT (Rs. In Mn) & PAT Margin (%)



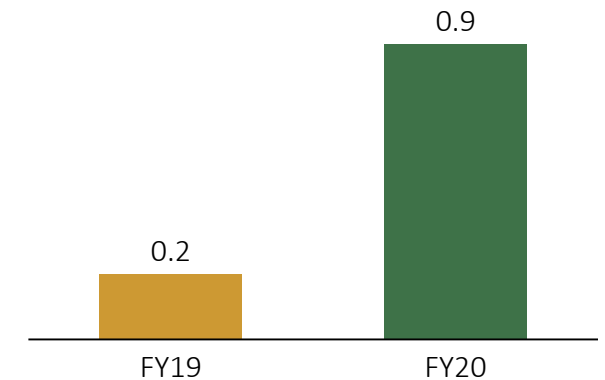
ROCE & ROE (%)



Debt (Rs. In Mn)



Debt / Equity (x)



Financial Highlights



Profit and Loss (in Rs. Mn)	FY20	FY19	Y-o-Y
Revenue from Operations (Net of Excise)	1,882.4	1,024.0	+84%
Raw Material	883.5	495.4	
Gross Profit	998.9	528.5	+89%
Gross Profit Margin	53.07%	51.62%	
Employee Cost	70.0	35.0	
Other Expenses	490.4	210.7	
EBITDA	438.5	282.8	+55%
EBITDA Margin	23.29%	27.62%	
Depreciation	76.6	8.1	
Other Income	59.5	36.4	
EBIT	421.4	311.1	+35%
EBIT Margin	22.39%	30.38%	
Finance Cost	97.7	45.5	
Exceptional Item Gain / (Loss)	0.0	0.0	
Share in Profit/(loss) in JV and Associates	0.0	0.0	
Prior Period Items	0.0	0.0	
Profit before Tax	323.7	265.6	+22%
Tax	90.3	75.0	
PAT	233.4	190.6	+22%
PAT Margin %	12.40%	18.61%	
Other Comprehensive Income	0.0	0.0	
Total Comprehensive Income	233.4	190.6	+22%
EPS	21.0	20.3	
Cash Pat	310.0	198.7	+56%


Balance Sheet Statement



Equity & Liabilities (in Rs. Mn)	FY20	FY19
Total Equity	1,272.6	1,039.3
Share Capital	111.3	111.3
Reserves & Surplus	1,161.3	928.0
Non Controlling Interest	0.0	0.0
	0.0	0.0
Non-Current Liabilities	9.3	7.4
Financial Liabilities		
(i) Borrowings	5.0	5.1
Lease Liabilities	0.0	0.0
Other Financial Liabilities	0.0	0.0
Provisions	2.4	2.3
Other Non Current Liabilities	0.0	0.0
Deferred Tax Liabilities	1.9	0.0
Current Liabilities	1,492.5	288.3
Financial Liabilities		
(i) Borrowings	1,185.2	235.0
Lease Liabilities	0.0	0.0
(ii) Trade Payables	217.9	14.7
Other Financial Liabilities	0.0	0.0
Other Current Liabilities	32.0	15.6
Income Tax Liabilities	57.4	23.0
Liabilities associated with assets classified as held for sale	0.0	0.0
Provisions	0.0	0.0
Total Equity & Liabilities	2,774.4	1,335.0

Assets (in Rs. Mn)	FY20	FY19
Non - Current Assets	626.0	357.9
Property Plant & Equipment's	513.8	63.3
CWIP	0.0	155.1
Financial Assets		
I. Investments	0.0	0.0
ii. Loans	10.8	64.3
iii. Other Financial Assets	0.0	0.0
Deferred Tax Assets	0.0	6.0
Income Tax Assets	0.0	0.0
Other Non Current Assets	101.4	69.2
Current Assets	2,148.4	977.1
Inventories	1,500.5	370.0
Financial Assets		
(i) Trade Receivables	162.6	141.7
(ii) Investments	0.0	0.0
(iii) Cash	0.0	0.0
(iv) Bank	363.7	423.9
(v) Loan	18.8	23.7
(vi) Other financial assets	0.0	0.0
Income Tax Assets	0.0	0.0
Asset classified as held for sale	0.0	0.0
Other Current Assets	102.8	17.8
Total Assets	2,774.4	1,335.0

Outlook - Growth Drivers - Market Strategy



Optimum capacity utilisation at Birkoni

The Company's new plant at Birkoni started full commercial production. Key process of fractionation has also commercially started in March 2020. With this achievement, the Co. has achieved optimum production level in the year 2020-21.



Growing opportunities in Chocolate Industry

The increasing tradition of chocolate gifting and the fear of adulteration in traditional sweets is also expected to be a major driver for the industry. Further, innovation in chocolate marketing and premium chocolates is also one of the biggest growth drivers for the Industry



Increased share of CBE in Chocolates

With strong expectations of the increase in 5% limit for the use of CBE in chocolates, the scope for growth is exponential. This will be beneficial to manufacturers of chocolates, without affecting quality of the product given that CBE is cost-effective compared to Cocoa Butter, but does not affect the taste and texture of the chocolate.



Growth is Specialty Fats and Butter Market

It is estimated that the global Specialty Fats & Butter market is expected to grow at a CAGR of 6.6% in terms of revenue. The APAC region is one of the largest markets of growth for specialty fats and Butter, and will continue to grow in terms of volumes.



Government Initiatives

The Government of India provides special incentives and support for agriculture, vegetable Butter & fats, and food processing industries. Furthermore, the opening up of global trade and liberalization also provides a huge opportunity for foreign collaboration.



Foray into newer geographies, segments and customers

Our growth fundamentals continue to be in good shape with gains in penetration and augmentation in distribution. Most of our brands and products have registered strong growth. We persevere in our quest to expand our portfolio of new geographies, new segments and new customers and enhancing our financial agility.



Contact Information

Company :

Manorama Industries Limited
CIN: L15142MH2005PLC243687

Mr. Ashok Jain – Chief Financial Officer

E: investors@manoramagroup.co.in

T: +91 7712283071

www.manoramagroup.co.in

Investor Relations Advisor :

Strategic Growth Advisors Pvt. Ltd.
CIN: U74140MH2010PTC204285

Mr. Shogun Jain / Mr. Abhishek Shah

E: shogun.jain@sgapl.net / abhishek.shah@sgapl.net

T: +91 7738377756 / +91 9930651660

www.sgapl.net

THANK YOU

